


 Full Sun	 Space 12-15"	 Height 18-24"	 Moist Water
---	--	---	---

## 'Ornamental Kale'

Ornamental Kale, also called borecole, is a great addition to your fall décor. It is a bold, round plant that exhibits gorgeous color during the Fall months.

Just as with Ornamental Cabbage, Kale isn't very tasty or tender, so chowing down on it is not advised! It's great color makes it perfect for accenting any bed or container!

Before planting Kale, remove the scruffy bottom leaves. Plant the kale in the ground so that the crown of leaves is flush with the soil surface. Feel free to let them flourish in ground beds and mass plantings as well—they'll do great!

Plant in full sun with plenty of circulation. You should see color after the first frost, then watch them really amaze you with their changing colors. They like to be fed, so fertilize for optimum growth and color!

Ornamental Kale is available in Nagoya Red, Nagoya White, Peacock Red and Peacock White,



**Zone  
7-11**

### Plant it Here!

- Border
- Container
- Edging
- Mass Planting

### Extra! Extra!

- The members of the Brassica family, closely related to broccoli, Brussels sprouts and turnips.
- In temperate areas, they can retain their color all the way to Spring.
- Does great in containers



*"What you need to know  
to grow plants  
You're proud to show"*

