







Zone
7 - 10

 Sun or Shade	 Space 6-8"	 Height 6-8"	 Moist Water
---	--	---	---

Pansy - Delta 'Light Blue Blotch'

Delta light blue blotch is a stunning shade featuring a light blue flower with a dark blue center blotch. The Delta series offers extreme uniformity in timing and habit with an outstanding heat tolerance. They also rebound well from extreme weather, are extra early and free flowering, and generally have minimal stretching.

Quite possibly the most popular and recognizable fall annual, pansies come in a wide variety of shapes and sizes. The flower size of pansies ranges from 2½" to 4" depending on the type. They are compact low-growers, making them ideal for edging and rock walls and paths. Pansies planted in the fall generally have more uniform and bloom, and grow slightly larger flowers than their spring companion pansies. Plant them in well-prepared sunny to partly shady beds, making sure they get at least 3 hours of sun a day. Make sure you leave the crown of leaves above the soil because planting them too deeply can lead to root rot. They grow best in a loose, rich soil with regular water. Don't over-water or they will begin to look disheveled. These colorful plants are far from high-maintenance, but as with most bedding plants, they may require a little TLC to add a gorgeous touch to your garden.

Plant it Here!

Border
Container
Edging
Mass Planting
Woodland Edge

Extra! Extra!

- Very pleasant scent
- Closely related to the viola
- Pansy foliage and blooms are edible
- Rich in Vitamins A & C
- Have been used in the making of syrup
- Great garnish for cold fruit or cream soups



"What you need to know
to grow plants
You're proud to show"