



 Part Shade	 Space 10-12"	 Height 12-14"	 Well Drained
---	--	---	--



Coleus - 'Wizard'

Wizard Coleus has nice dense foliage with a mounding, upright habit. Coleus prefers the shade, but can handle the heat if in partial shade to shade. It is a favorite among landscapers and homeowners alike. Foliage is a great accent to all shade gardens and landscape. The wide range of colors are so varied that mixing different Wizard Coleus together is striking. Wizard Coleus will mature at approximately 12-14" and will spread to approximately 12". Use this fantastic foliage to accent your impatiens in the shade. Coleus is a great contrast for any container, basket, or landscape.

Plant it Here!

Container
 Edging
 Landscape
 Mass Planting
 Hanging Basket



Extra! Extra!

- Great border plants
- Plant with Impatiens and Ipomea for a beautiful container!
- Mix with your shade plants for extra color or contrast



*"What you need to know
 to grow plants
 You're proud to show"*