





◆ Exceptional Greenery to Accentuate your life! ◆



 Part Shade	 Space 16-30"	 Height 8-12"	 Well Drained
---	--	--	--



Greenery- 'English Ivy'

Hedera helix, commonly referred to as Ivy or English Ivy, is a greenery favorite. The English Ivy has wonderful green foliage with beautiful trailing leaves. This perennial's trailing and mounding growth habit, drought tolerance and attractive green leaves makes this a great choice for landscape and mass plantings for ground cover! Ivy is desired most for its hardy foliage, rapid vigorous growth, drought tolerance, low maintenance, and creeping growth habit for landscape and beds. Ivy is great for early Spring through Fall with glossy green leaves to brighten up any container or landscape. Ivy prefers some shade and shows its pretty foliage year round. It can mound up to 8-12" tall and may spread or climb 40 feet or more if conditions are favorable. It grows well in a variety of soils from average to well drained. Ivy will do best if regularly watered when it is first planted and establishing itself. Ivy is considered invasive and will need to be carefully maintained if you don't want it trailing where it may. Ivy is available in Glacier, a medium, glossy green foliage; Needlepoint, a rich green leaf with thin, pointed tips; the Baltic and Thorndale are both a deep green leaf with white veins.

Plant it Here!

Border
Landscape
Focal Point
Container
Mass Planting
Woodland Edge
Ground Cover

Extra! Extra!

- ◆ Looks great in containers, beds, along borders, groundcover and in mass plantings.
- ◆ Drapes and trails gracefully over rock borders and hanging baskets.



"What you need to know
to grow plants You're proud to show"

